



Raleigh-Durham
Airport Authority

RDU: A Year in Review and Strategic Air Service Initiatives


Michael J. Landguth | President and CEO | Jan. 10, 2024



Agenda

- 2023 Year in Review
- Capital Program Outlook
- Air Service by the Numbers
- Strategic Air Service Initiatives
- Questions and Discussion

2023 Year in Review



2023 Year in Review



14.4 Million Projected Passengers
Busiest Year Ever

A 22% increase over 2022 and 1.4% more than 2019



4
New
Airlines



49
New
Routes



25
New
Destinations



9
International
Destinations

2023 Milestones

Vision 2040


- Groundbreaking for new Runway 5L/23R
- Opened West Remain Overnight aircraft parking

Parking


- Parking Guidance System
- Reopened ParkRDU Express, +1,000 spaces

Sustainability

- Sustainability Management Plan
- Pursuing Envision verification for Park Economy 3 and Runway 5L/23R



Capital Program Outlook



Capital Program Projects Through 2033

\$3 Billion in Projects

T1 Expansion
\$542 M

**T2 Landside
Expansion**
\$602 M

New Runway
\$734 M

**Other
Airfield**
\$274 M


**Garage/
Roadway**
\$316 M

**Landside
and Other**
\$416 M

10-Year Financial Master Plan Evolution

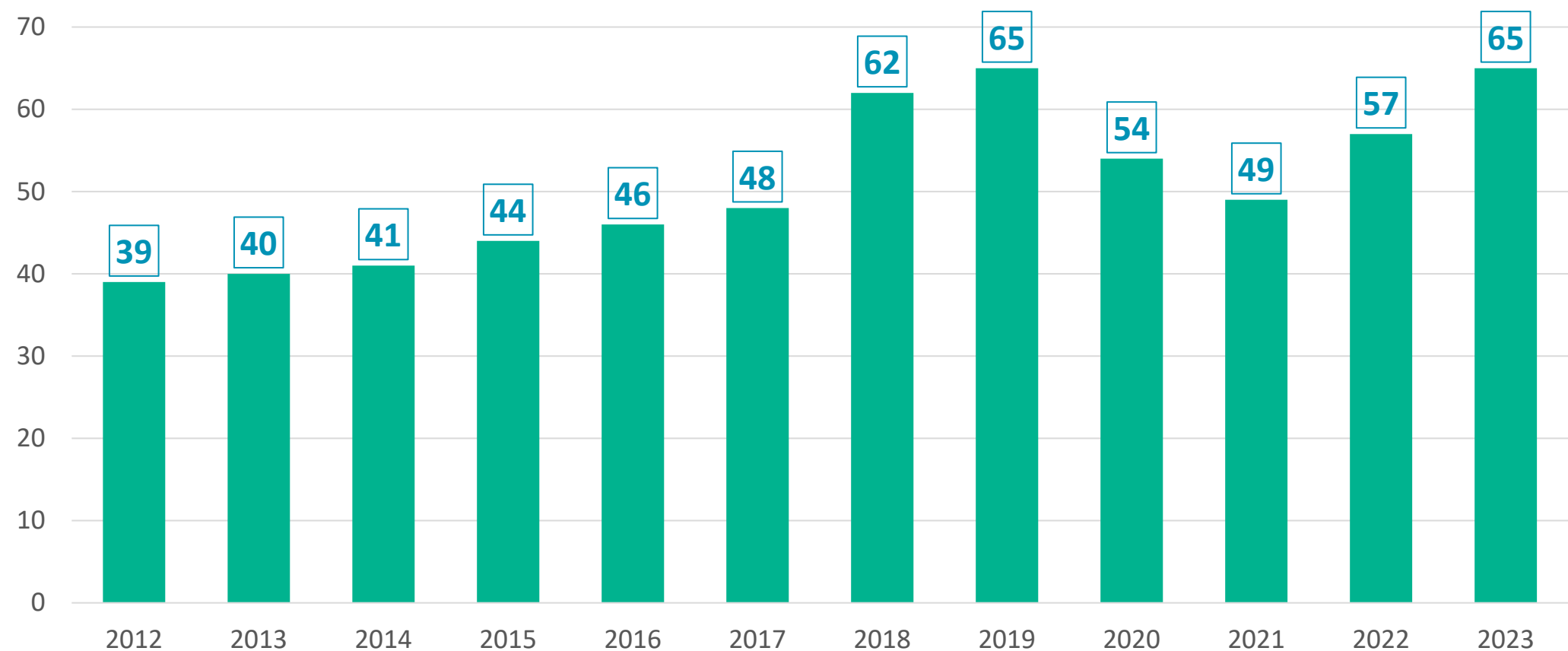
	First Iteration (2024-2033)	Update 6/8/22	Update 8/23/23	Update 11/6/23
Capital Cost	<\$2.2B>	<\$2.2B>	<\$2.8B>	<\$3.0B>
Net Operating Revenue	1.4B	1.4B	1.8B	1.8B
State/Federal Grants	550M	428M	361M	361M
Passenger Facility Charge	299M	299M	316M	316M
Required Reserves	<247M>	<247M>	<318M>	<318M>
Current Debt Payment	<634M>	<646M>	<755M>	<755M>
Debt Issuance	840M	855M	1.2B	1.2B
Funding Shortfall	\$7M	(\$110M)	(\$164M)	(\$385M)

Air Service by the Numbers



RDU Number of Destinations by Year

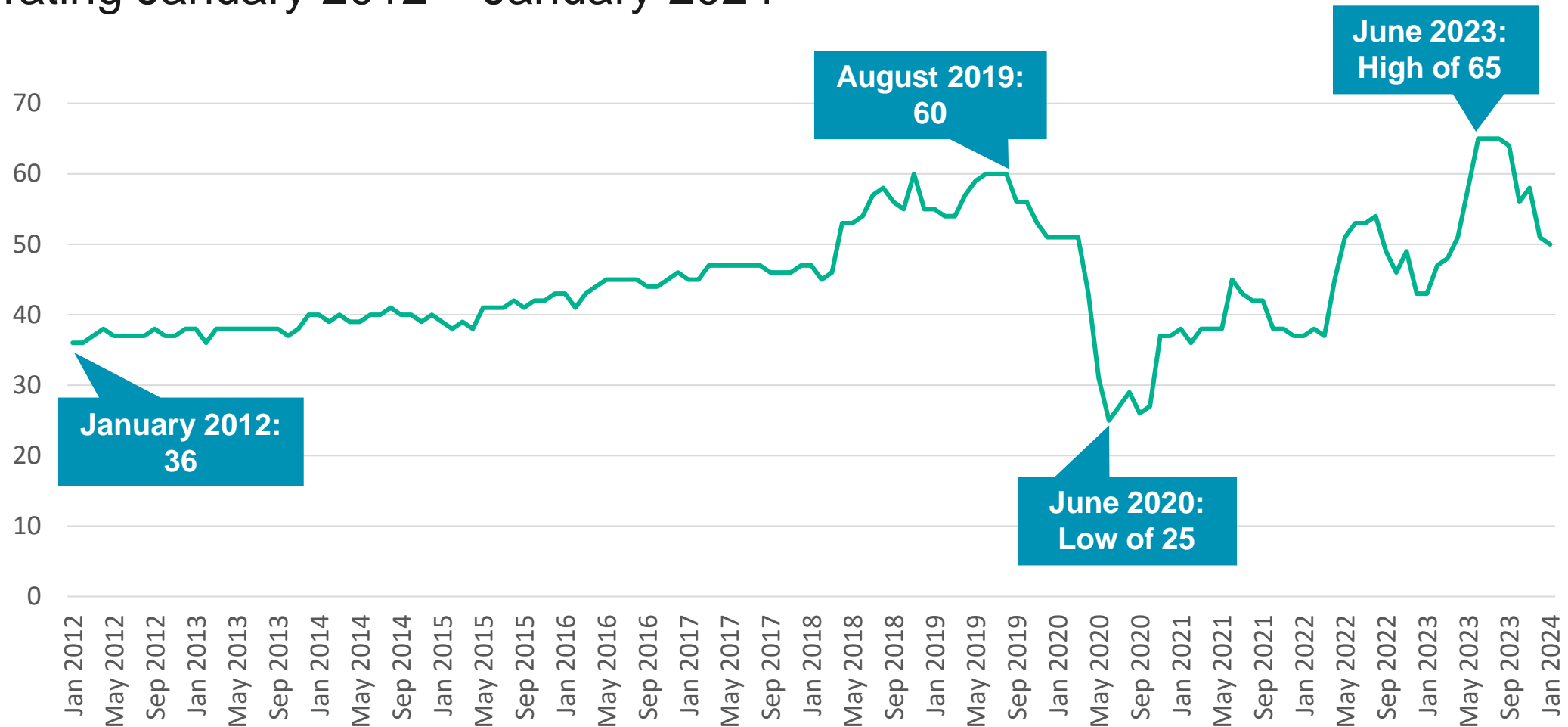
2012 – 2023 Total Destinations Operated, Availability Varies by Season



Note: Count excludes scheduled operations for special events.
Source: Schedules via Cirium.

History: Number of Destinations by Month

Operating January 2012 – January 2024

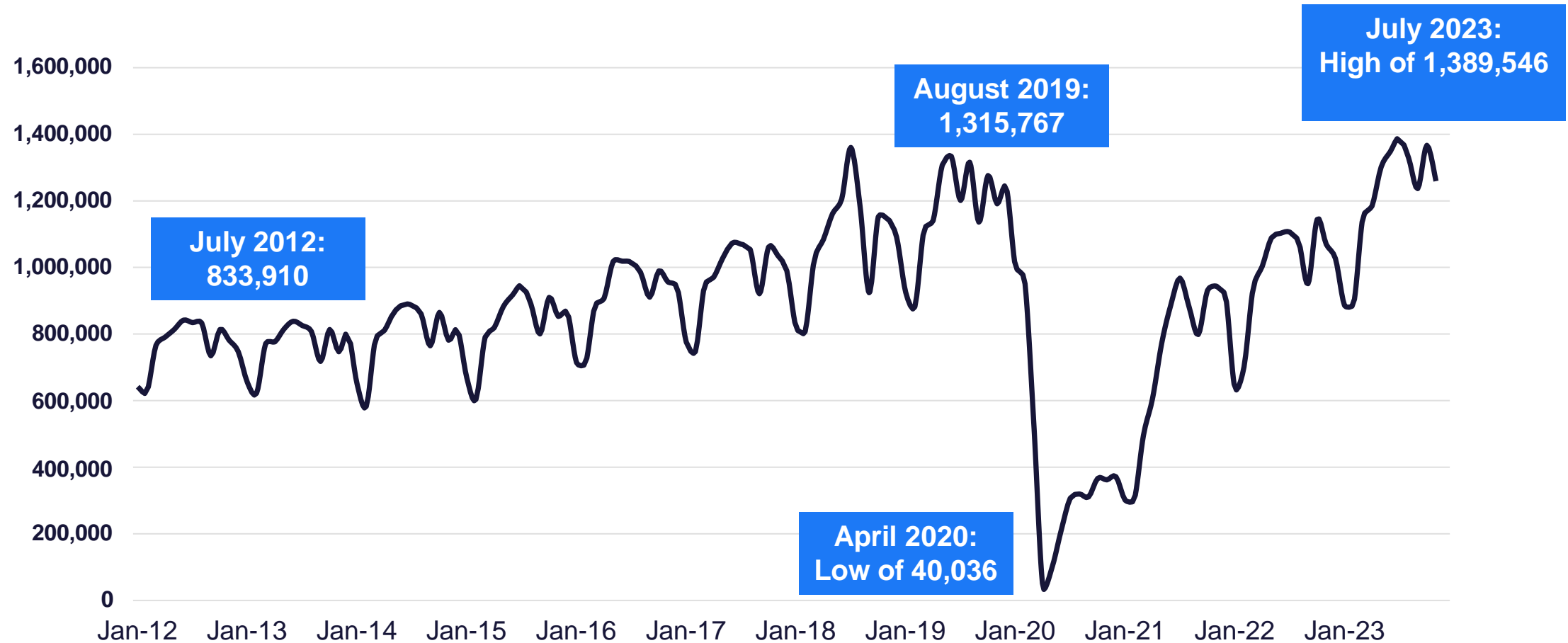


Note: Count excludes scheduled operations for special events. (ex: Kentucky derby)

Source: Schedules via Cirium.

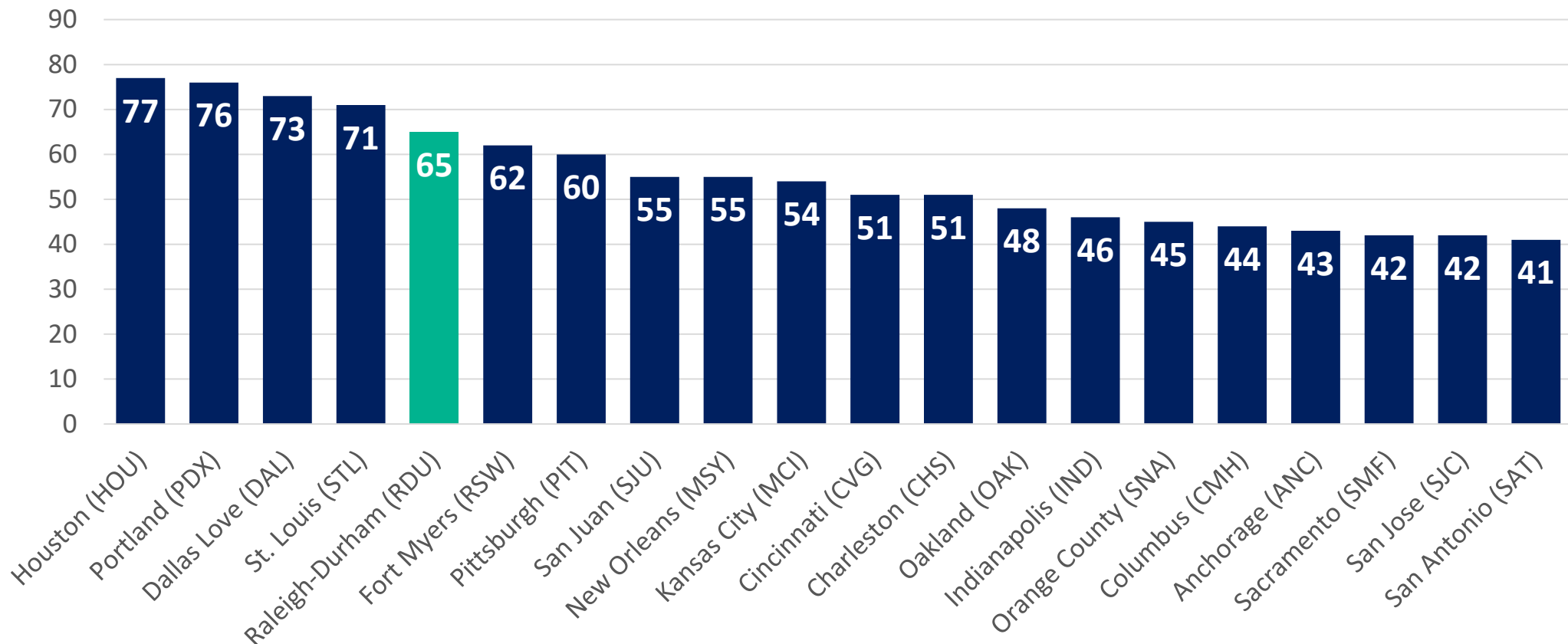
History: Number of Passengers by Month

January 2012 – November 2023



2023 Number of Destinations by Airport

Top 20 Medium Hub Airports



Note: Count excludes scheduled operations for special events and markets with less than 5 annual flights.
Source: Schedules via Cirium, Medium hub defined by FAA CY22

Coming Soon

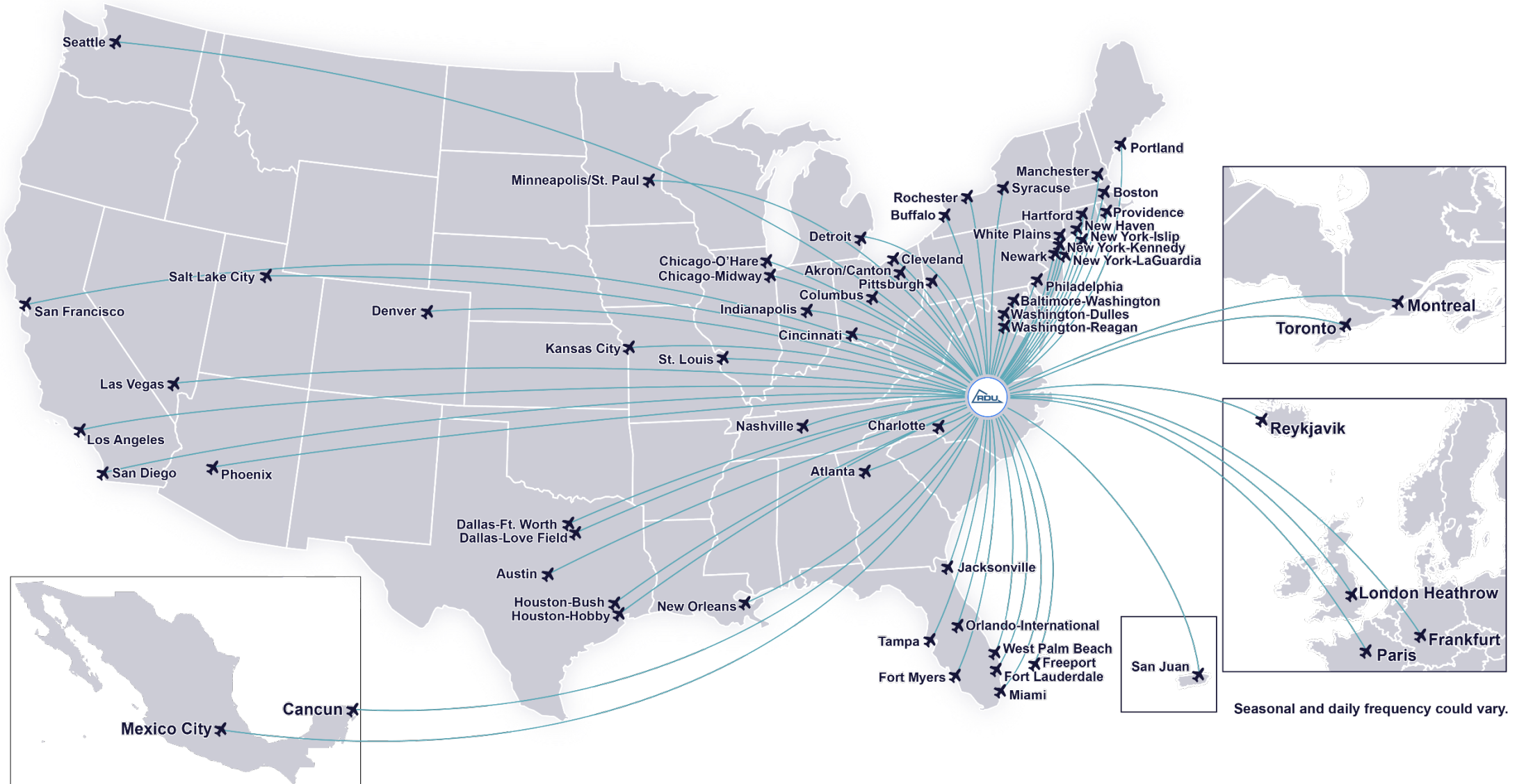
Lufthansa from RDU to Frankfurt, Germany
June 2024




Coming Soon

Aeromexico from RDU to Mexico City
July 2024

64 Nonstop Destinations Currently for Sale



Strategic Air Service Initiatives




Strategic Initiatives for Air Service Recruitment

- Initiating service to unserved markets
- Attracting new carriers
- Providing better connectivity to regions of the world



Largest Unserved Domestic Markets



Breeze Airways Announces Two New Routes



RDU to San Diego, CA (SAN):
Thursday, Sunday, and Tuesday
Beginning – April 30, 2024



RDU to Westchester, NY (HPN):
Friday and Monday
Beginning – May 3, 2024





International Focus Areas

- Central/South America
- Additional Transatlantic Service
- Enhanced Connectivity to India

Key Takeaways

- Significant growth in the past year in non-stops and international service.
- RDU measures well against other Medium Hub airports and still has capacity to grow.
- Great success in recruiting new air carriers. To date, have added 8 airlines since 2019.
- Air Service Incentive Program is an important tool as airlines look to airports and the community to help mitigate risk.
- Aiming to provide more air service options in 2024.





Raleigh-Durham
Airport Authority

Questions?
