

# 2022 REGIONAL LEADERSHIP TOUR

to South Florida



# RTA


REGIONAL  
**BUSINESS**  
LEADERSHIP

Presented by  
GoTriangle and  
the NC Railroad Company

# RTA Gold Members



# RTA Gold Members



# RTA Gold Members





# RTA Gold Members



# RTA Silver Members



# RTA Silver Members



# RTA Silver Members





# RTA Senior Regional Partners

Capital Area MPO

Raleigh-Durham Airport Authority

Durham-Chapel Hill-Carrboro MPO

Town of Cary

City of Durham

Town of Morrisville

GoRaleigh/City of Raleigh

Triangle J Council of Governments

GoTriangle



# RTA Member Chambers of Commerce

Angier

Apex

Benson Area

Cary

Chatham

Chapel Hill-Carrboro

Clayton

Durham

Franklin County

Fuquay-Varina Area

Garner

Hillsborough/Orange County

Holly Springs

Knightdale

Moore County

Morrisville

Raleigh

Rocky Mount Area

Rolesville Area

Roxboro Area

Sanford Area Growth Alliance

Triangle East

Wake Forest

Wayne County

Wendell

Zebulon

RTA

REGIONAL  
**BUSINESS**  
LEADERSHIP

# 2022 REGIONAL LEADERSHIP TOUR

to South Florida



# RTA

REGIONAL  
**BUSINESS**  
LEADERSHIP

Presented by  
GoTriangle and  
the NC Railroad Company



# TOUR SPONSORS



- **Atkins**
- **HDR**
- **Kimley-Horn**
- **Research Triangle Foundation of North Carolina**
- **WSP**



Presented by  
GoTriangle and  
the NC Railroad Company



# THURSDAY AGENDA

**Recharge breakfast and Leadership briefing (now)**

**Field visits**

**Closing luncheon (West Palm Beach)**

***Return to hotel***

***Optional bonus field visit***



Presented by  
GoTriangle and  
the NC Railroad Company



# THURSDAY RECHARGE BREAKFAST

Tour Reflections – so far



Presented by  
GoTriangle and  
the NC Railroad Company



# THURSDAY MORNING

**GREG CHAVARRIA**

City of Fort Lauderdale

**BEN ROGERS**

City of Fort Lauderdale

**DR. NANCY GASSMAN**

City of Fort Lauderdale

**JENNI MOREJON**

**Fort Lauderdale Downtown Development Authority (DDA)**



Presented by  
GoTriangle and  
the NC Railroad Company



**THURSDAY MORNING**

**GREG CHAVARRIA**  
City of Fort Lauderdale



**RTA** REGIONAL  
BUSINESS  
LEADERSHIP

  
**2022**  
**REGIONAL LEADERSHIP TOUR**  
to South Florida

Presented by  
GoTriangle and  
the NC Railroad Company



**THURSDAY MORNING**

**BEN ROGERS**

City of Fort Lauderdale



**RTA** REGIONAL  
BUSINESS  
LEADERSHIP



**2022**

**REGIONAL LEADERSHIP TOUR**

to South Florida

Presented by  
GoTriangle and  
the NC Railroad Company

# City of Fort Lauderdale Transportation Initiatives

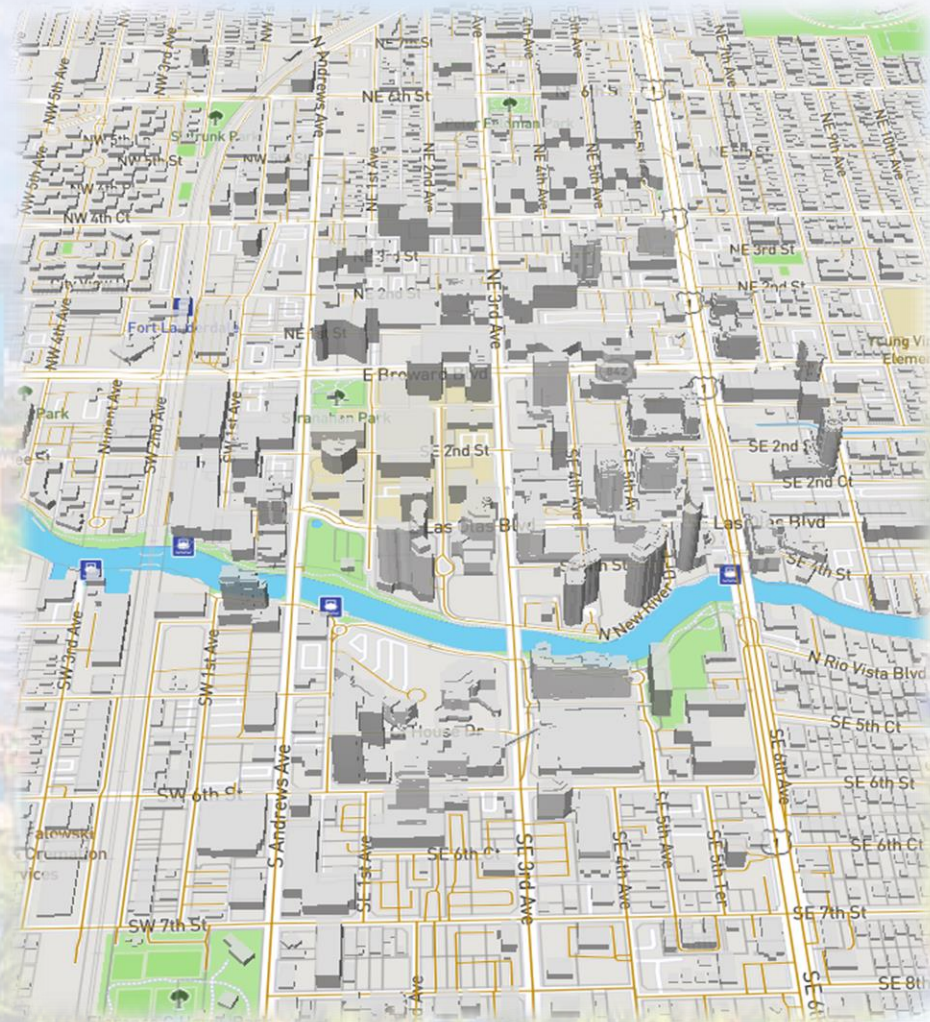
Regional Transportation Alliance Presentation

March 31, 2022

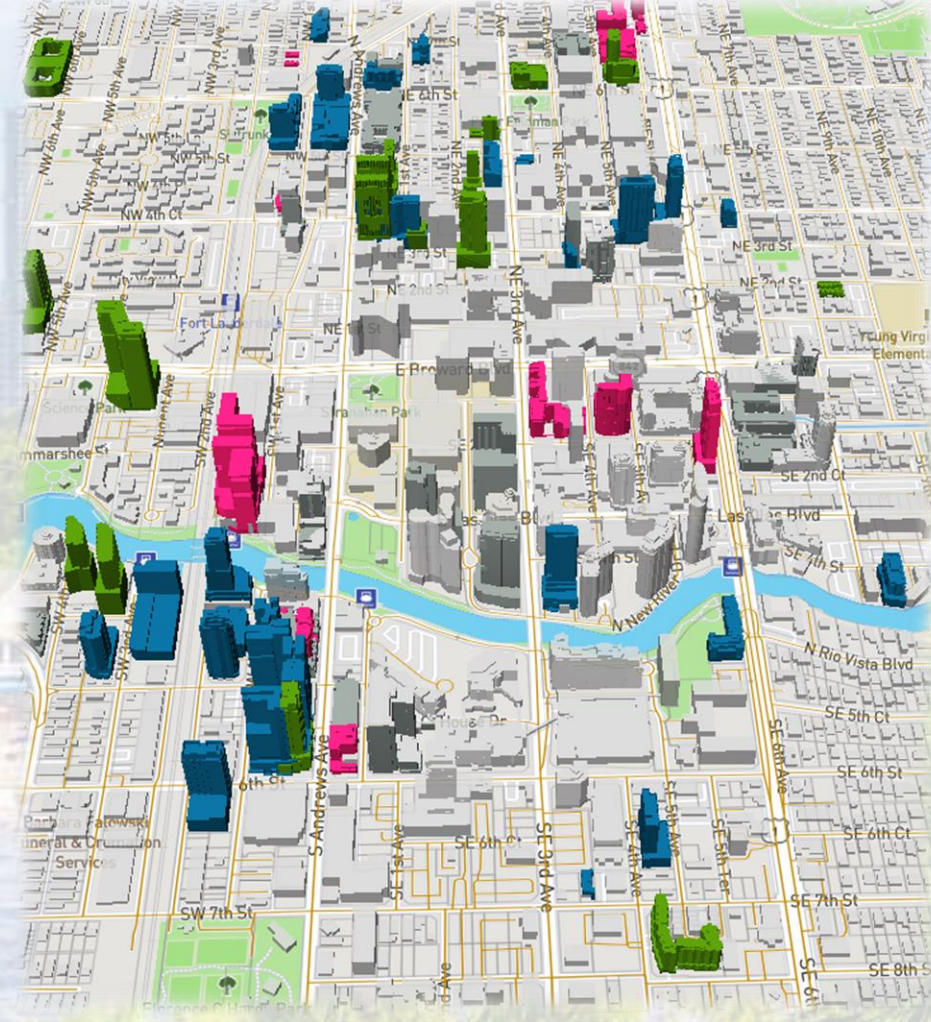




## CURRENT DOWNTOWN



## FUTURE DOWNTOWN DEVELOPMENT



Learn More





# Transportation Topics

Tunnel to the Beach



New River Crossing



LauderGO! Transit Services




Laudertrail



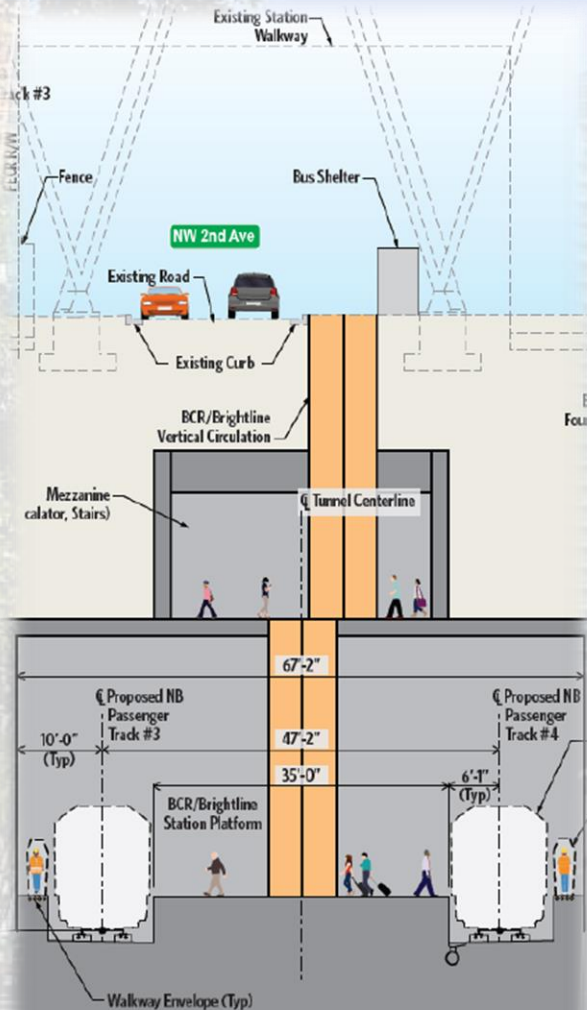








# BROWARD COMMUTER RAIL (BCR)





# LauderGO!

FREE RIDE ON THE GO!



## COMMUNITY SHUTTLE

Part of Broward County's Community Shuttle Program. Has 5 routes within the City.



## WATER TROLLEY

Scenic route to cross and access destinations along the New River.

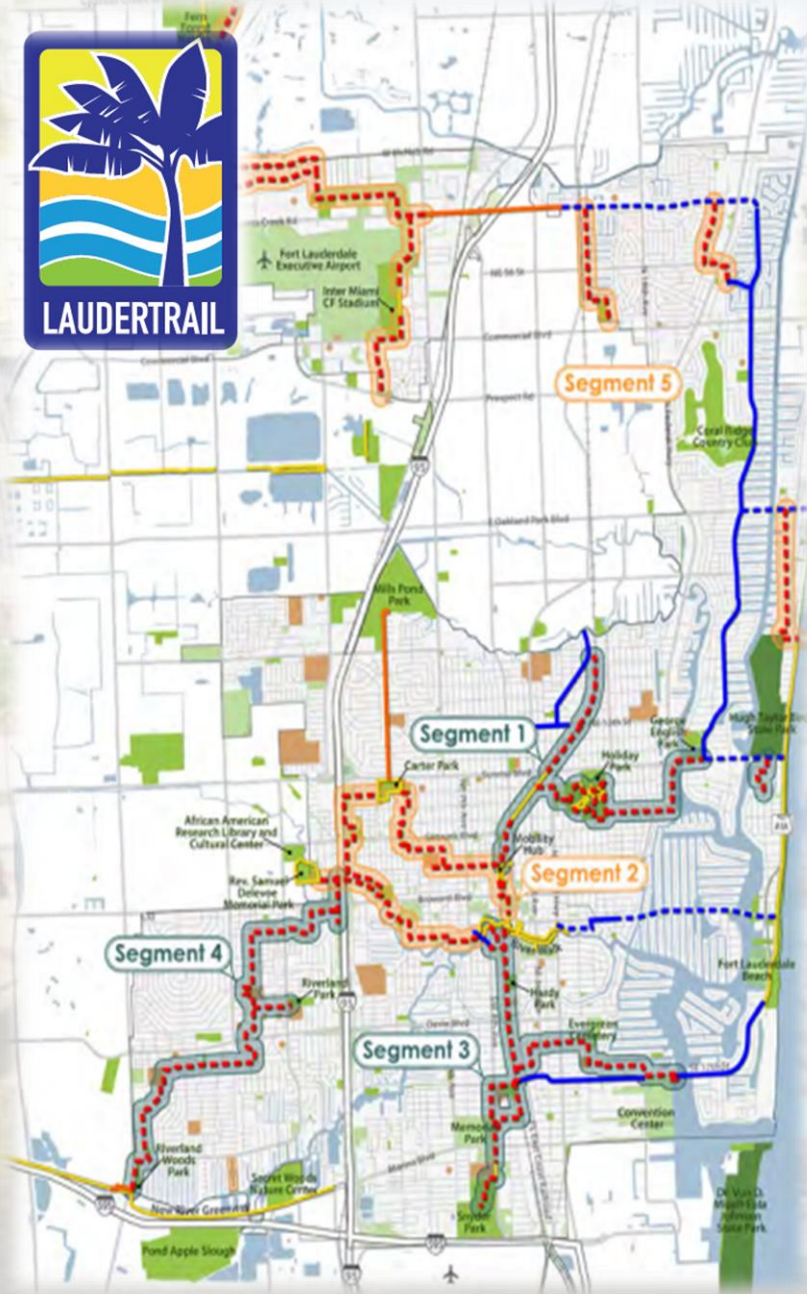


## SEABREEZE TRAM

Scenic one-mile loop connecting the Las Olas Garage and Las Olas Oceanside Park.







The Fort Lauderdale Trail Master Plan's goal is to provide an inclusive, implementable, inspiring, interconnected, and engaging trail system safely connecting everyone in the City of Fort Lauderdale to parks, transit, local businesses, attractions, and their neighbors.

## 42.0 Miles

Greenway Trails, Side Paths, Green Alleys,  
Neighborhood Greenways, Cycle Tracks, & Woonerf

1.2 Miles to be  
implemented by 2023 with an  
estimated cost of **\$5.7M**

the complete trail system will connect **35** neighborhoods to

**Holiday Park**  
**Fort Lauderdale Beach**  
**Mills Pond Park**  
**Riverwalk**  
New River Greenway  
Cypress Creek Greenway

**45** Parks & Greenspaces

**12** Schools

**270** Businesses

**2** Railroad Stations

**17** Bus Routes

**12** Water Taxi Stops





# Proposed Trail Types



Greenway



Green Alley



Woonerf



Buffered Sidepath



Buffered Cycle Track



Neighborhood Greenway















# For More Information:


Ben Rogers

City of Fort Lauderdale

Director of Transportation & Mobility

Phone: 954.828.3781

Email: [brogers@fortlauderdale.gov](mailto:brogers@fortlauderdale.gov)



**THURSDAY MORNING**

**Dr. Nancy Gassman**  
City of Fort Lauderdale



**RTA** REGIONAL  
BUSINESS  
LEADERSHIP

  
**2022**  
**REGIONAL LEADERSHIP TOUR**  
to South Florida

Presented by  
GoTriangle and  
the NC Railroad Company





**WE ARE READY**

*We are a resilient and safe coastal community*

## *The City and The Sea*

Addressing the Challenges of Sea Level Rise

N.C. RTA Leadership Tour

March 31, 2022

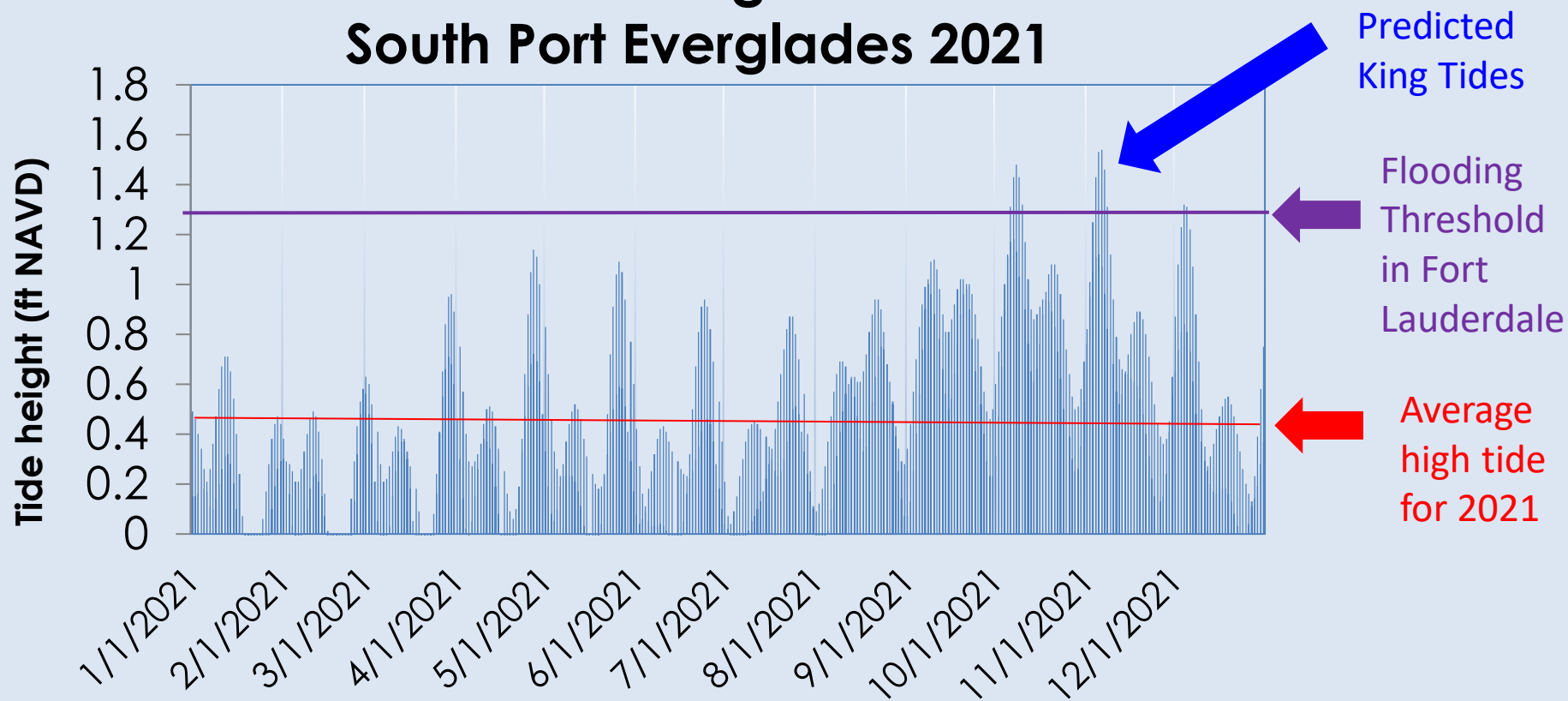
*Nancy J. Gassman, Ph.D., CC-P, LEED Green Associate  
Assistant Public Works Director, City of Fort Lauderdale*

# *Stressors and Shocks*



# 2021 King Tides

## Predicted high tide at South Port Everglades 2021

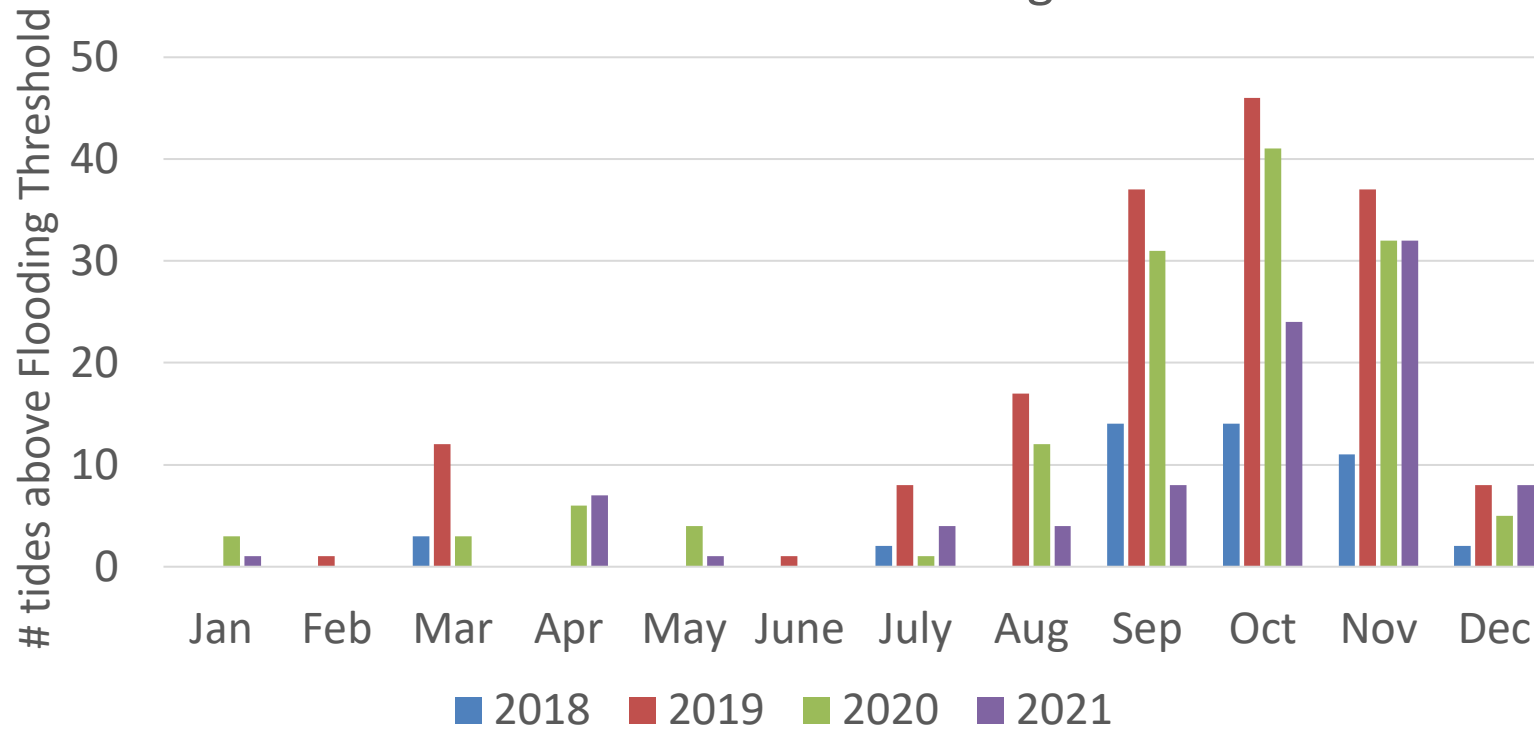


CITY OF FORT LAUDERDALE



# *Tidal Flooding Frequency is Trending Upward*

Number of High Tides Exceeding Tidal Flooding Threshold - South Port Everglades



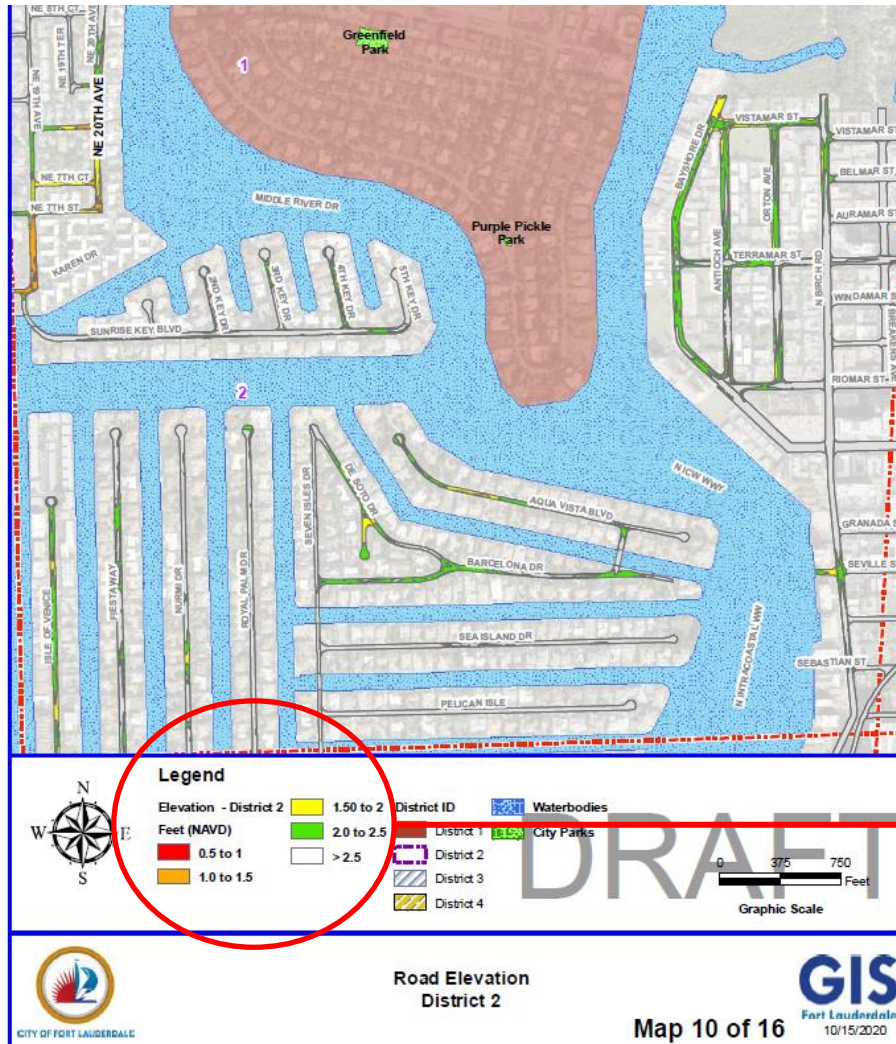
2018 = **46** high tides

2019 = **170** high tides

2020 = **138** high tides

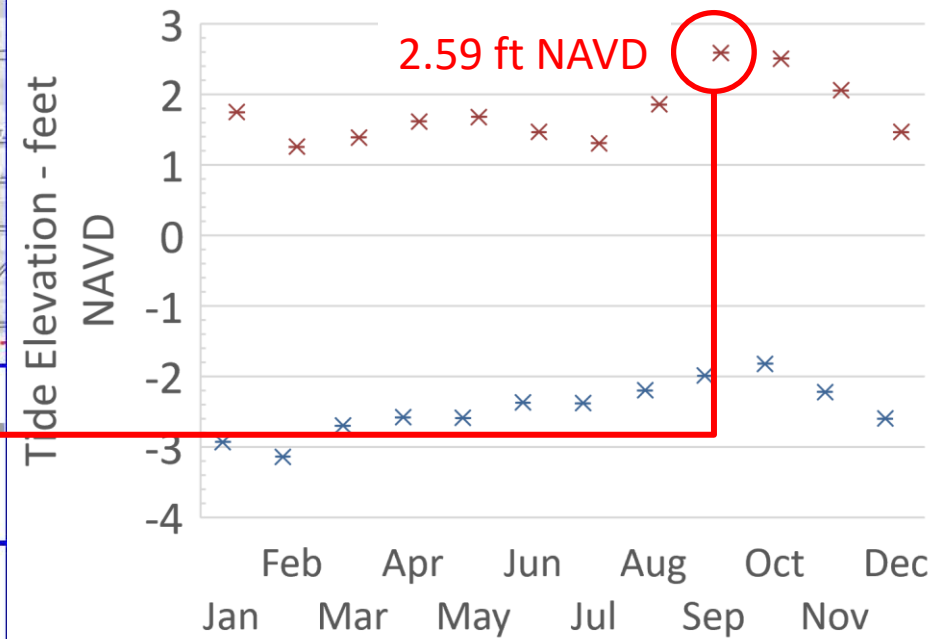
2021 = **89** high tides

# Roadway Impacts with Higher Tides

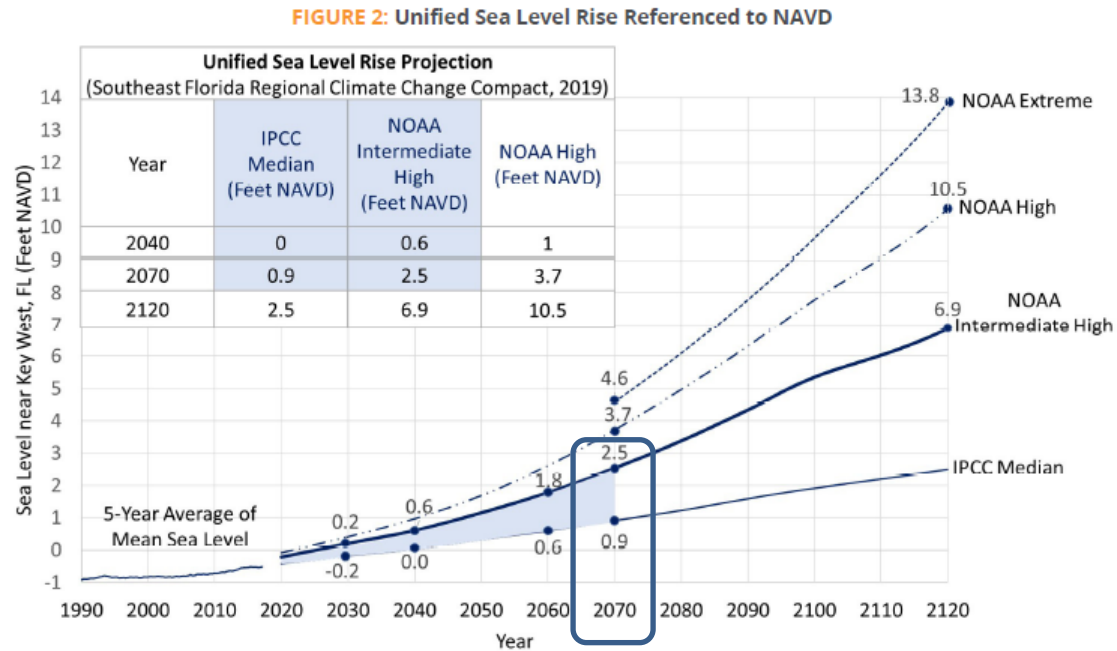


## Road Elevations below 2.5 feet NAVD elevation Las Olas Isles, Seven Isles, and Sunrise Key

Min and Max Monthly Tide 2020







**TABLE 3: Unified Sea Level Rise Projection Referenced to NAVD**

UNIFIED SEA LEVEL RISE PROJECTION (Southeast Florida Regional Climate Change Compact, 2019)			
Year	IPCC Median (Feet NAVD)	NOAA Intermediate High (Feet NAVD)	NOAA High (Feet NAVD)
2040	0	0.6	1
2070	0.9	2.5	3.7
2120	2.5	6.9	10.5

## 2019 Unified Sea Level Rise (SLR) Projection for SE FL

- Adopted by City Commission May 2020  
for Planning Purposes

- Sea Level Rise is accelerating.
- 2.5 feet NAVD City min elevation for infrastructure expected to last 50 years (2070)
  - E.g. elevation of transformer pads for Las Olas Undergrounding
- Suggests the City would have to raise select roadways by 12-18 inches minimum
- Roadway access impacts insurability
- Timing –CIP projects funded 5 years out...
- Elevating streets now will support the next mortgage cycle.

# A Culture of Resilience





## City of Fort Lauderdale Neighbor Survey

### Findings Report

**press play**  
**fort lauderdale**  
Our City, Our Strategic Plan 2020-2035

...helping organizations make better decisions since 1987

Submitted to the City of Fort Lauderdale, FL  
by:  
ETC Institute  
725 W. Frontier Lane,  
Olathe, Kansas 66061  
January 2020



*Goal: Be a  
sustainable and  
resilient community.*




# CITY OF FORT LAUDERDALE

**2022-2026**



# Master Planning for Resilience


Seawalls



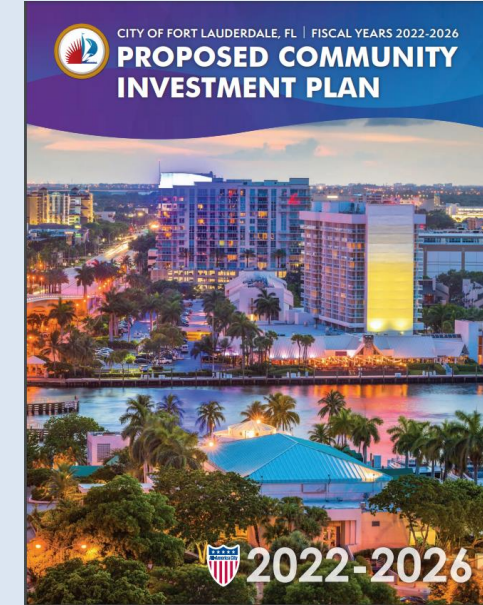
Stormwater



Utilities

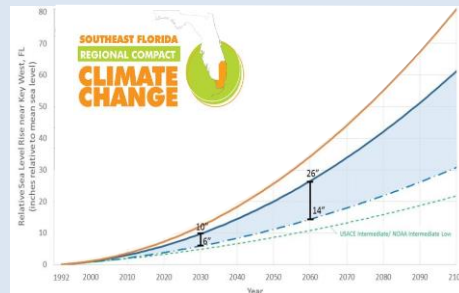


Parks



Investments  
in Resiliency

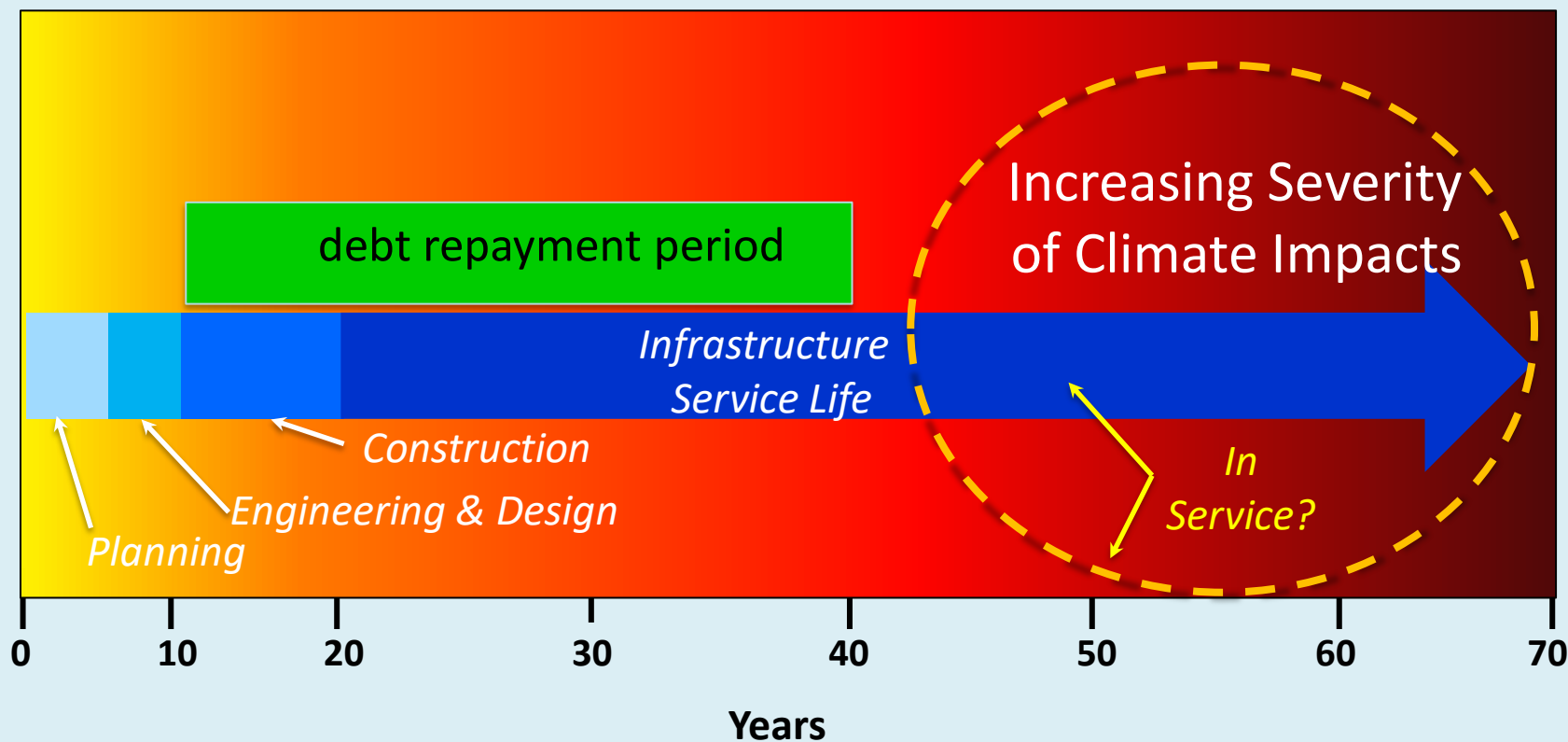
Cemetery



CITY OF FORT LAUDERDALE



# Consider Infrastructure Life Cycles



**Infrastructure planned and built with past climate and weather in mind may not be adequate for future resilience and operation.**



**CITY OF FORT LAUDERDALE**

Adapted from original graphic in "United States Ports: Addressing the Adaptation Challenge," Mike Savonis

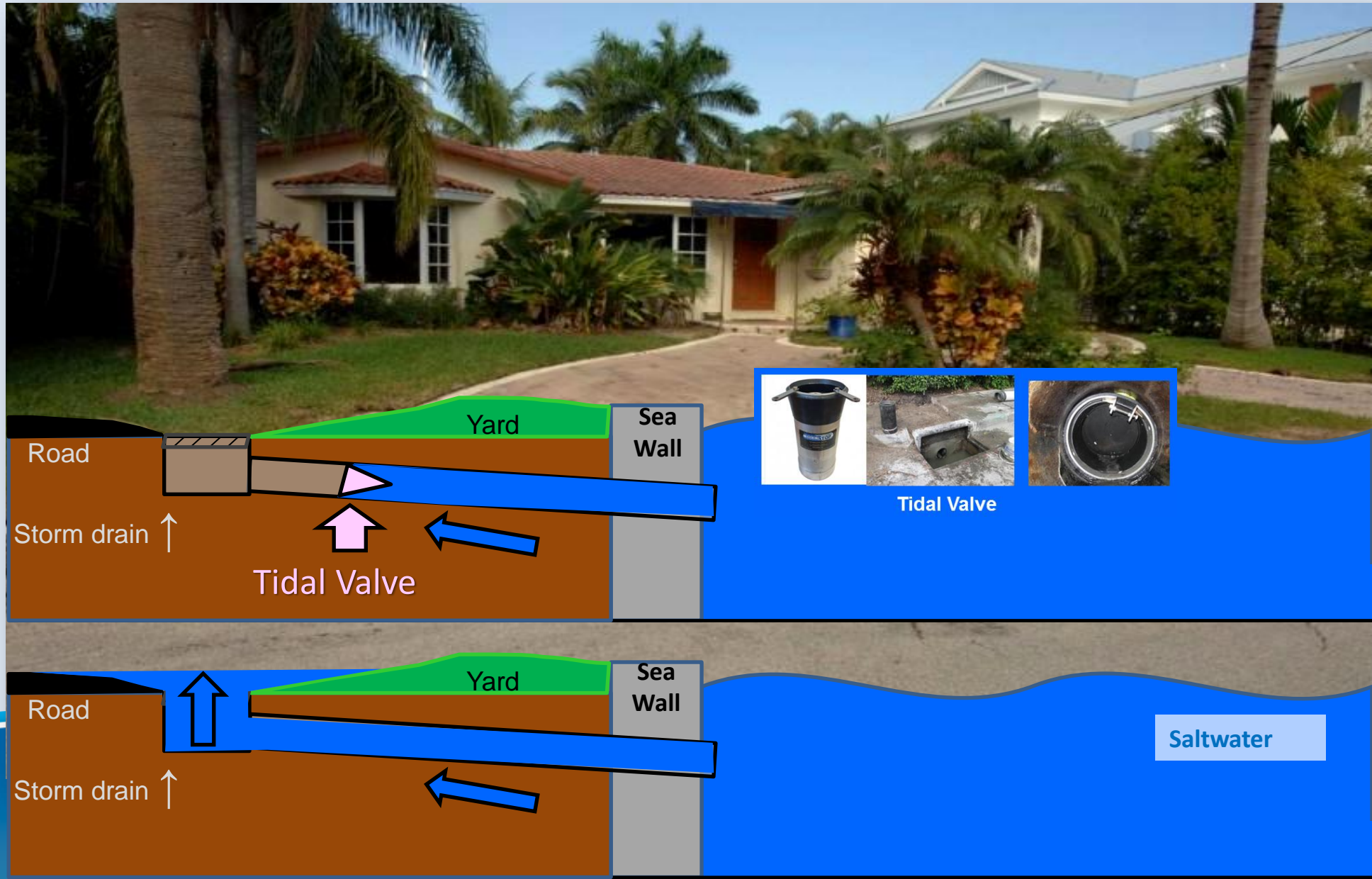
# *Building for Resilience*



**CITY OF FORT LAUDERDALE**

# Stormwater Master Plan

Tidal valves: over 180 installed (and >200 more planned)







Isle of Palm – New City Seawall at During Sept 2020 King Tide



*Cordova Road Seawall under construction*

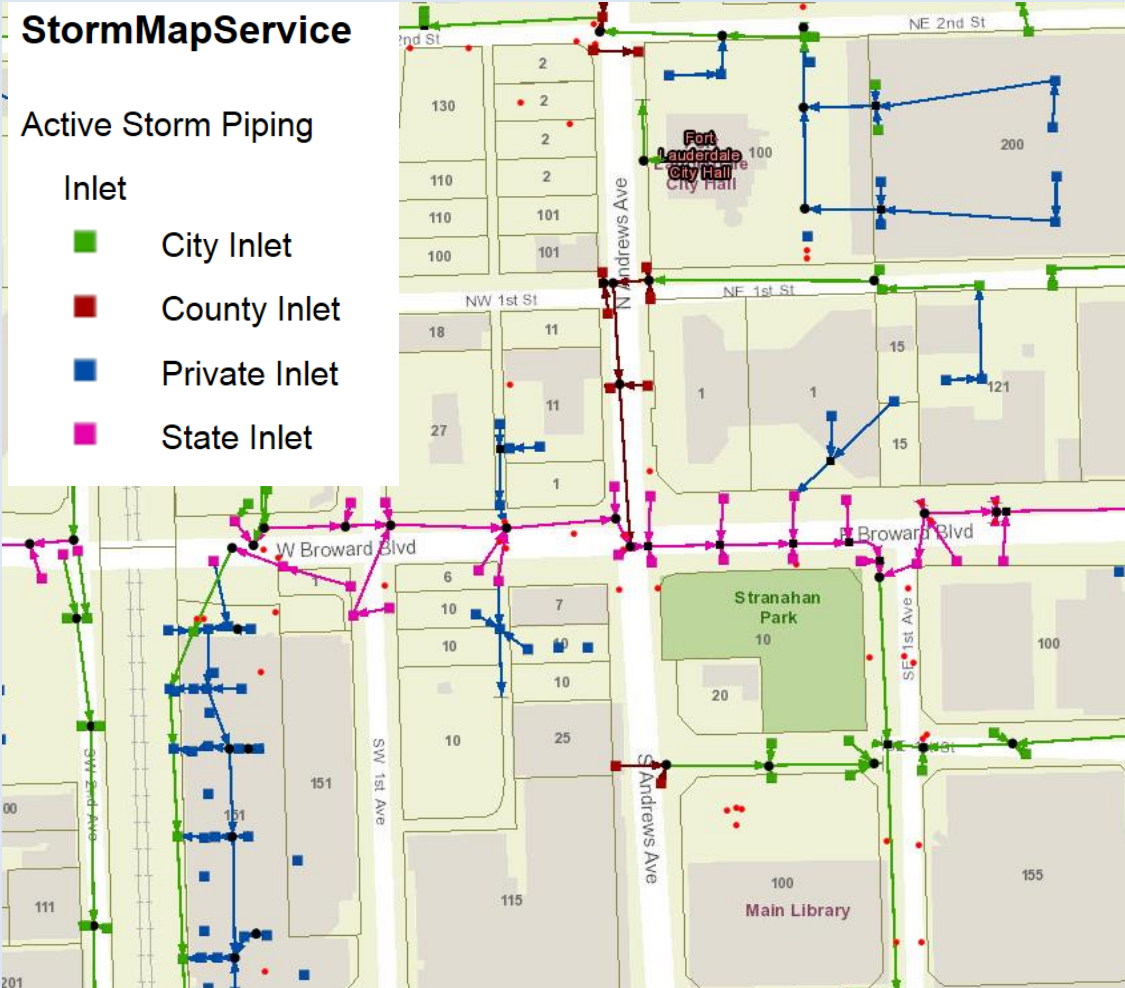


*After photo of Cordova Road seawall*



**CITY OF FORT LAUDERDALE**  
**PUBLIC WORKS DEPARTMENT**

# Partners in Resilience



**CITY OF FORT LAUDERDALE**



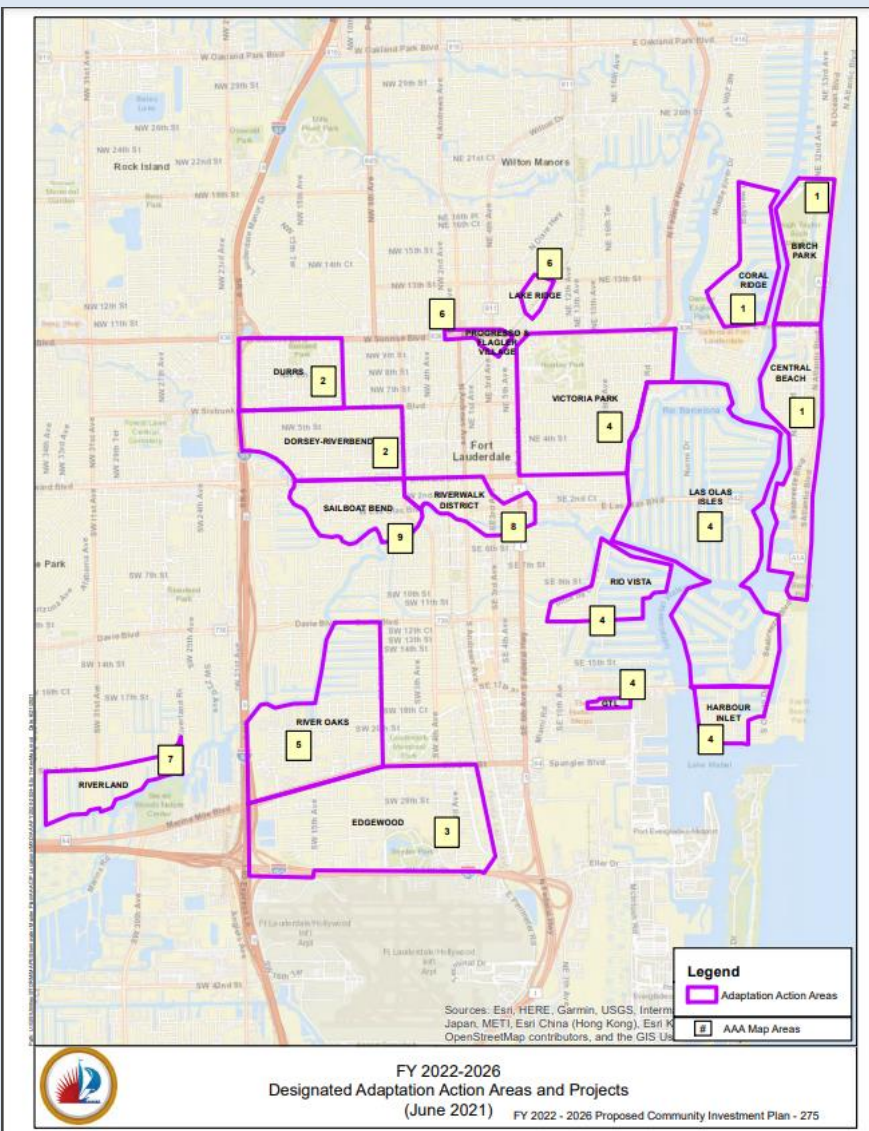
# *Urban Planning for Resilience*

## ***Fast Forward Fort Lauderdale Design and Construction Manual***


### ***Comprehensive Plan Update Climate Change Element***



**CITY OF FORT LAUDERDALE**



## Prioritizing Funding for Resilience



- **17 Adaptation Action Areas**
- **45** Capital Projects listed for **funding**
- **22** projects completed since FY2016
- \$130 M pending for Stormwater Master Plan Implementation
- Select seawalls funded for elevation
- Smaller street level projects funded



**CITY OF FORT LAUDERDALE**



# CITY OF FORT LAUDERDALE

» **WE ARE READY**

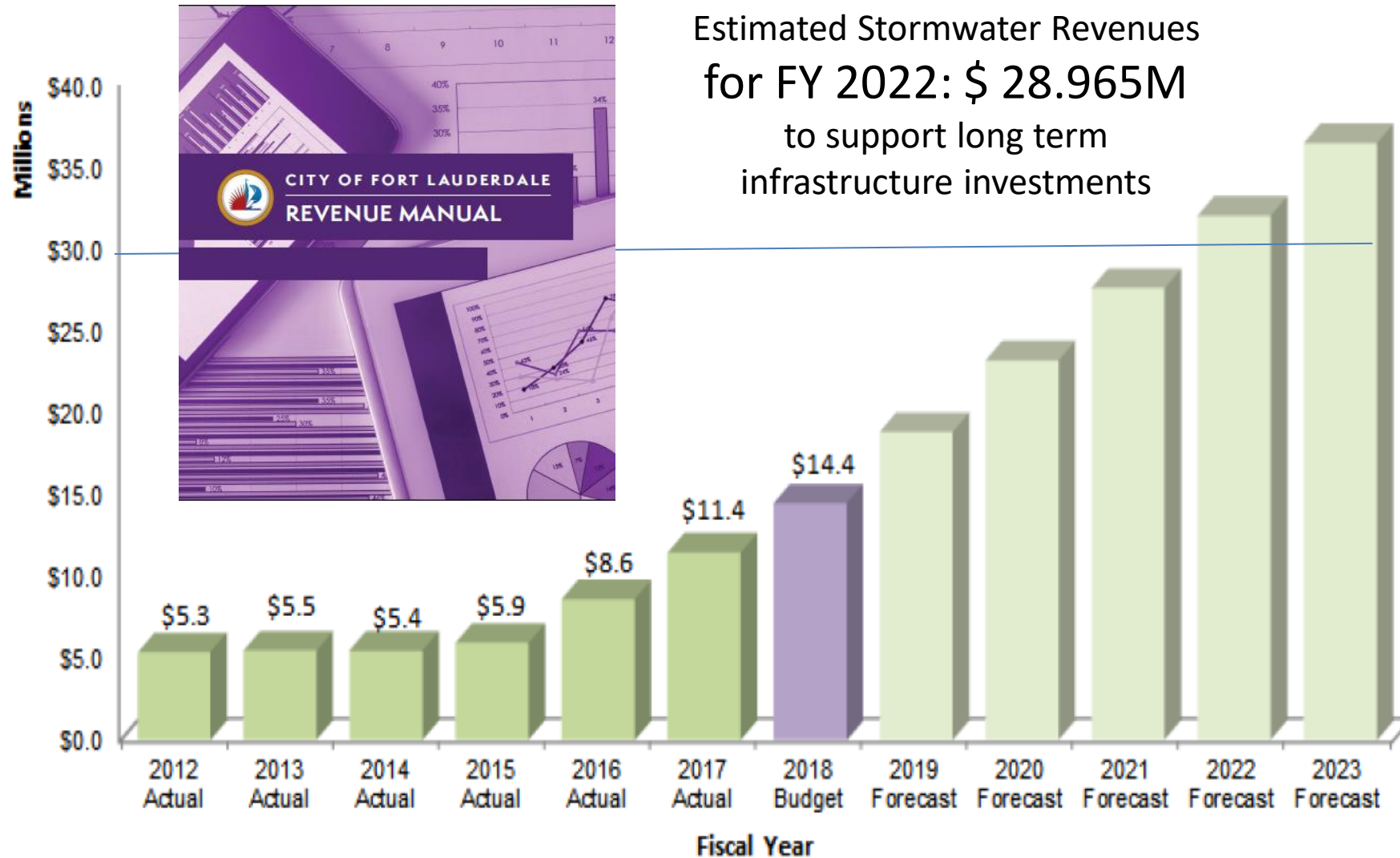
*We are a resilient and safe coastal community.*



**Questions?**

- The Cost of Resilience*

Stormwater Operations Funding







# WE ARE READY

*We are a resilient and safe coastal community*

## Funding Resilience

- **Revenue Bonds**
  - Water & Wastewater Bond
  - Stormwater Bond (pending)
- Utility Fees (R. Bond Debt Service)
- Special Revenue Funds
- Impact Fees
- Grant Funding
- Energy Service Contracts
- **General Obligation Bonds**
  - Public Safety
  - Parks
- Property Tax (G.O. Bond Debt Service)
- Property Tax Millage
- Special Assessments
- Private Investment
- p<sup>3</sup>

# *Building for Resilience*

## ***Resilience is built into everything we do:***

- Adopted master plans
- Citywide asset management tools
- Stormwater CIP and operational projects
- Inflow/infiltration (I/I) investments
- Considering saltwater intrusion into wellfields
- Construction methods and materials
- Critical structure elevations

***We are already seeing results!***



**CITY OF FORT LAUDERDALE**



**THURSDAY MORNING**

**JENNI MOREJON**

City of Fort Lauderdale Downtown Development Authority



Presented by  
GoTriangle and  
the NC Railroad Company



# Downtown Fort Lauderdale.

## The Center of it All





## DowntownFTL By The Numbers

**2.2**  
SQUARE MILES

**\$30 Billion**  
ANNUAL ECONOMIC  
IMPACT

**21,000**  
TOTAL POPULATION

**65,000+**  
TOTAL EMPLOYEES

**5,450+**  
TOTAL BUSINESSES



# Downtown Fort Lauderdale 2030.

DowntownFTL is just getting started.

By 2030...

**20**  
New Developments

**13,000**  
New Residential  
Units

**1.1 Million SF**  
New Office Space

**600K SF**  
New Retail Space

**1,000**  
New Hotel Rooms



## Key Destinations

1. Brightline Station
2. Broward Center for the Performing Arts
3. Florida Panthers Ice Den
4. County Courthouse
5. Las Olas Boulevard
6. Fort Lauderdale Beach

## Proposed & Potential Future Developments

- |                                    |                              |
|------------------------------------|------------------------------|
| A. FAT Village                     | K. River Lofts on 5th        |
| B. Searstown                       | L. New River Yacht Club West |
| C. Flagler Creative                | M. Next Las Olas             |
| D. Broward Crossing                | N. First Ave Residences      |
| E. Flagler Sixth                   | O. 488 Residences            |
| F. FAT City                        | P. RD Las Olas               |
| G. City / County Government Campus | Q. Riverparc Square          |
| H. City Center Venue               | R. Riverwalk Residences      |
| I. Raintree Riverwalk Residences   | S. New River Central         |
| J. 317 N Federal Highway           | T. 629 Residences            |





## Why DowntownFTL Matters

DowntownFTL Fuels the Success and Vibrancy of Broward County, Connecting a Growing Region of 6 Million People



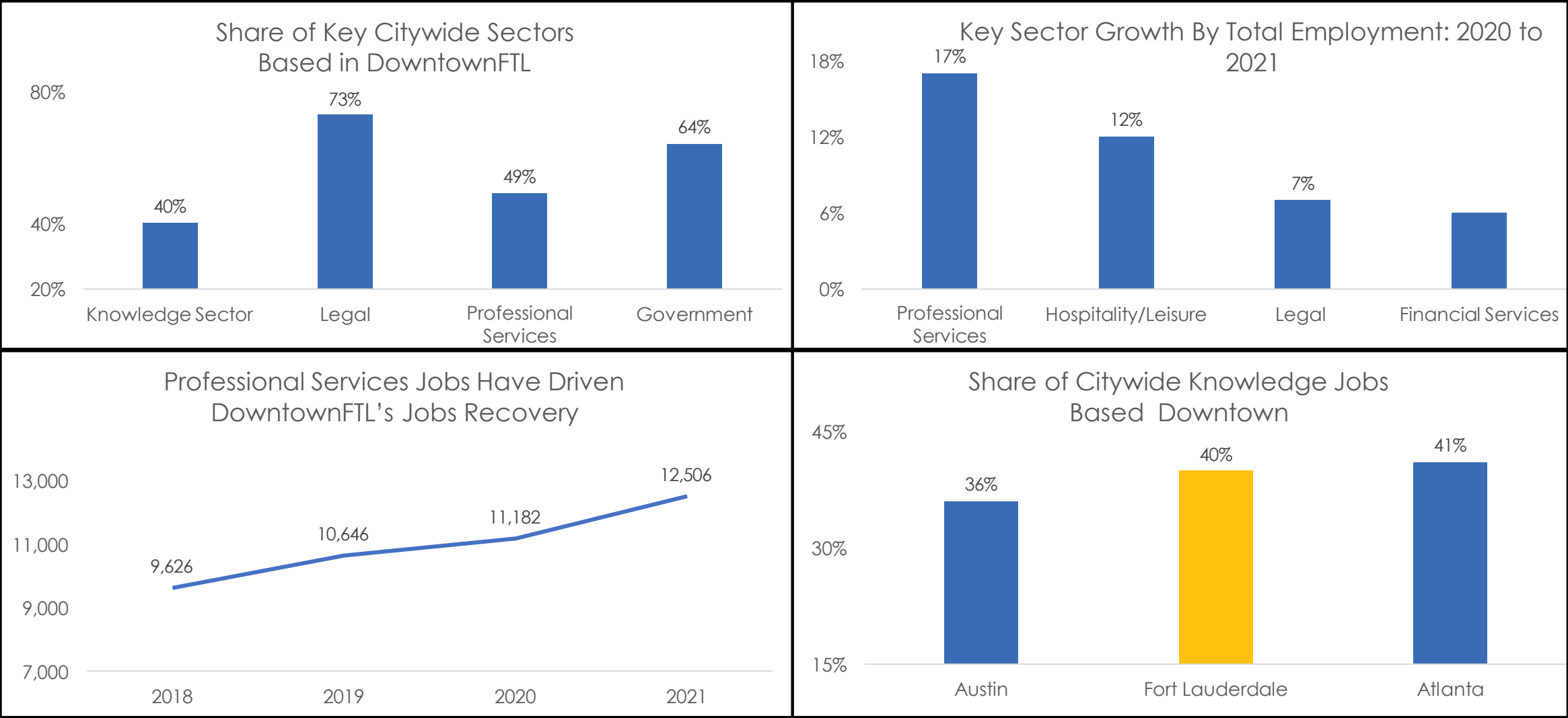
1<sup>st</sup> Time Fort Lauderdale was named a **Top 18-Hour City** along peers like Denver, Charlotte, and San Diego.



DowntownFTL is an “**Established Downtown**” according to the International Downtown Association and has a **city and countywide significance** equal to Miami, San Francisco, and Seattle.



# The Evolution of DowntownFTL's Economy: By The Numbers







# The New DowntownFTL Economy

Knowledge Driven Economy  
Complemented by Legacy  
Sectors like Tourism and Marine

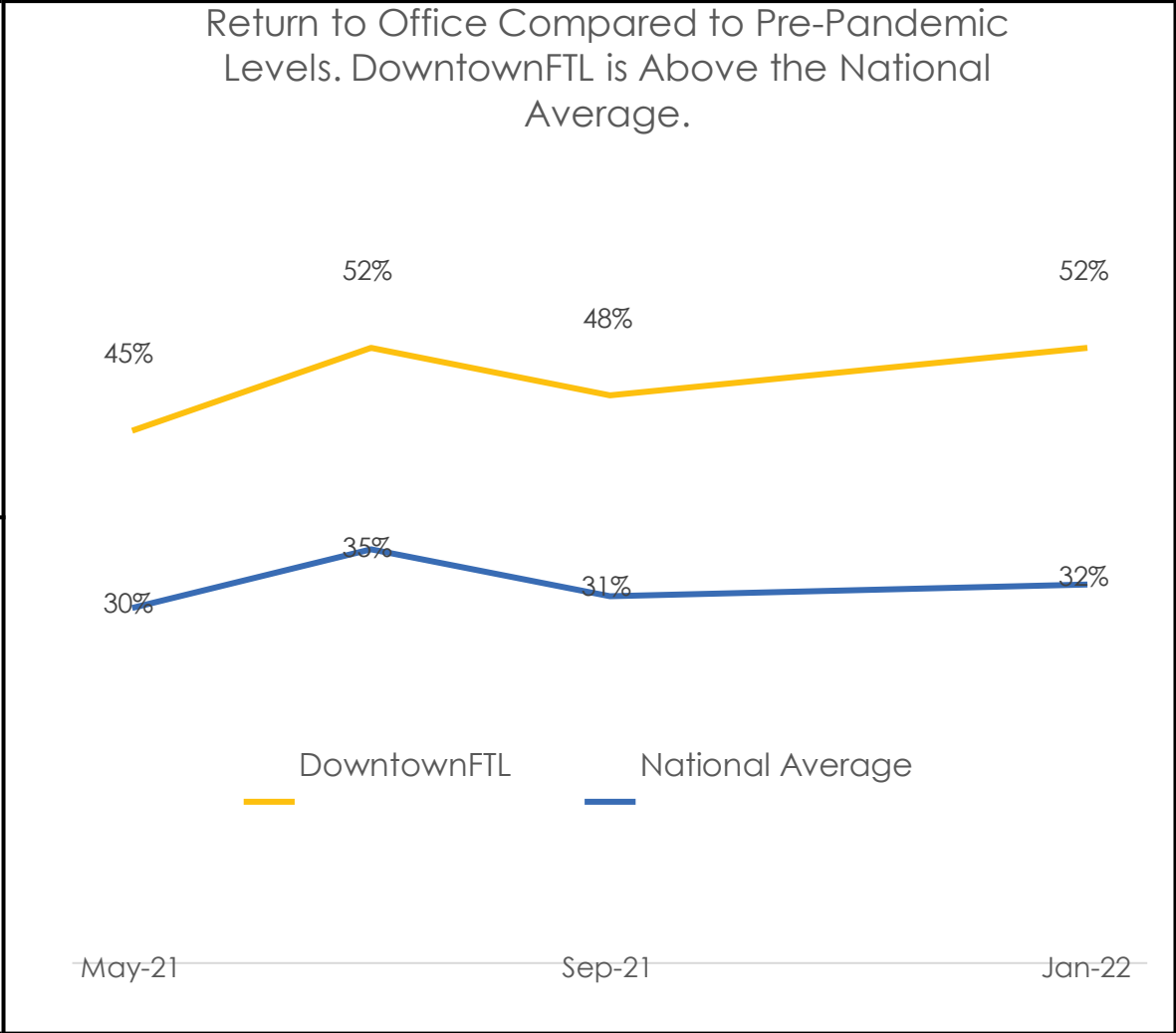
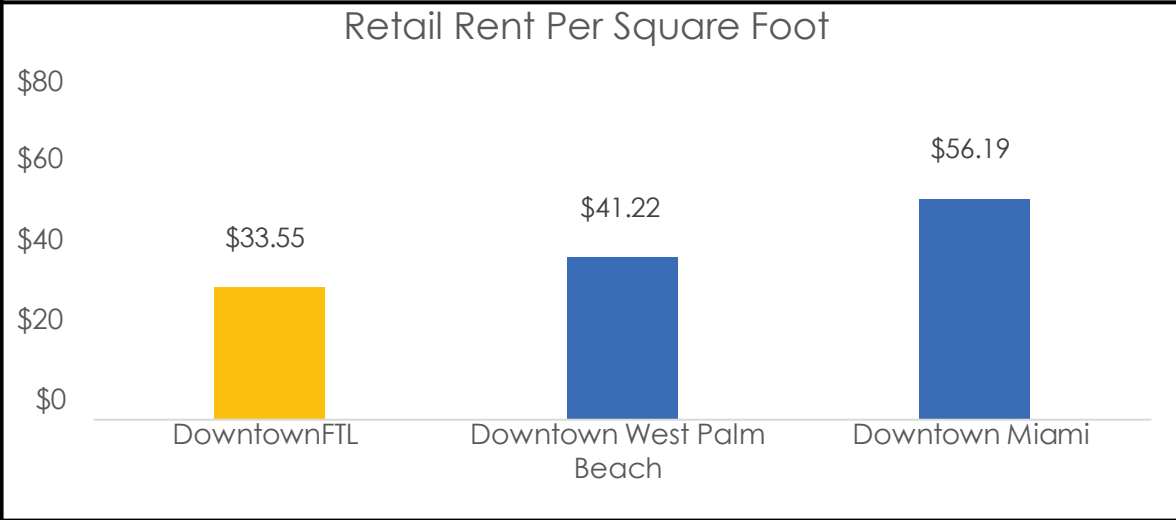
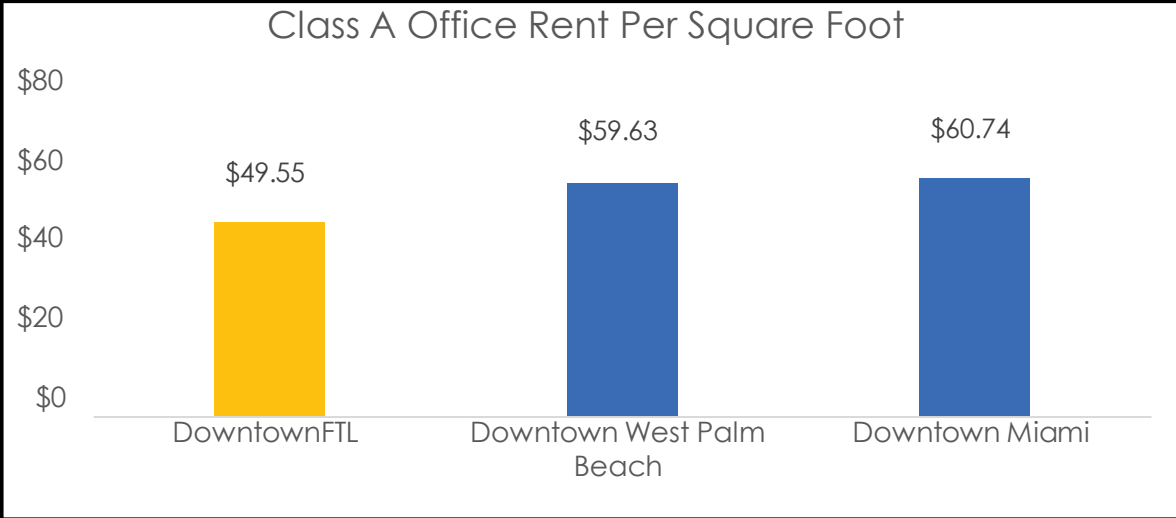


Magnet for Talent



Driving The Post-Pandemic  
Recovery

# Market Comparisons: By The Numbers







## Key Development Trends in DowntownFTL

Bolder & Taller  
Design

More Intense  
Development  
Along & West of  
the FEC Tracks

Emphasis on Transit  
Oriented  
Development



Trends Will Drive  
Enhanced  
Walkability and  
Neighborhood  
Connectivity





# Defining the Future of Residential



New national and international investors believe DowntownFTL is the future for residential living

## Grant Cardone

SM influencer, speaker, investor | 4 props, \$740M

## Union Investment

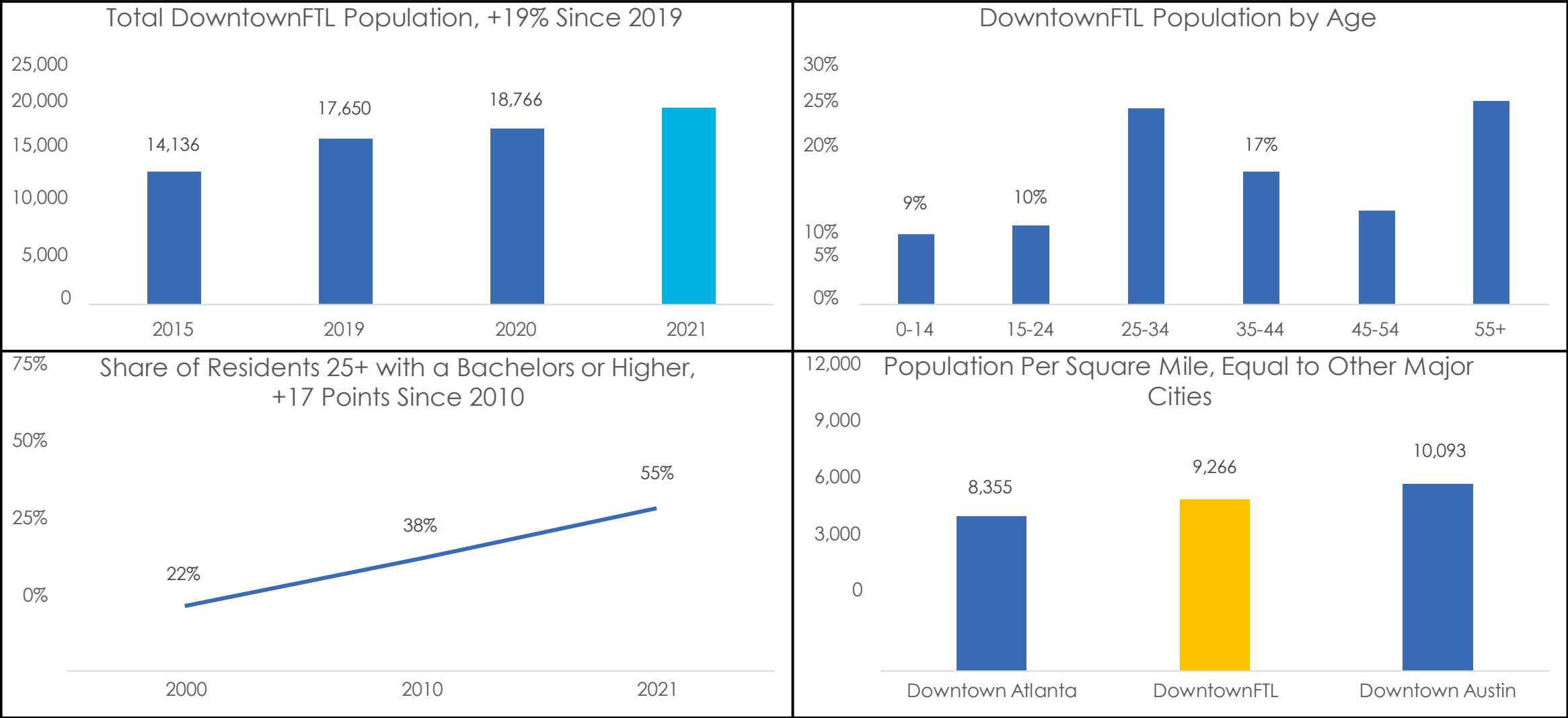
German-based investment firm | EON Squared, \$227M

## Adam Neuman

WeWork co-founder | \$17M for retail at Society



# The Evolution of DowntownFTL: By The Numbers





# DowntownFTL is Becoming the New Center of the Visitor Experience





# Restaurants Now Open & Coming Soon

Eddie V's  
PRIME SEAFOOD

SALT  
SALT SEVEN

Rm. 901

BODEGA  
Taqueria y Tequila

TACOCRAFT  
PASENERIA & TEQUILA BAR

PHAT BOY  
SUSHI & KITCHEN

SISTRUNK  
MARKETPLACE  
& BREWERY  
FORT LAUDERDALE, FL

HERITAGE  
by CABBOTT

HERE  
& NOW

SUSHI  
garage

F Fleming's  
PRIME STEAKHOUSE & WINE BAR

The EASTON  
ROOFTOP POOL + LOUNGE

Mister O  
Extraordinary  
Spizza

COYO TACO

CUBA  
LIBRE

BIG BUNS  
BB  
DRAFT GOOD BURGERS

Santiago's  
Bodega

etta

Chick'nCone

Yá mas!

FOGO DE CHÃO

Top  
Round

FIREMAN  
DEREK'S

PURA VIDA  
miami

MOXIE'S  
GRILL & BAR

matchbox

BATCH  
New Southern  
KITCHEN & BAR

MITCH'S  
DOWNTOWN



FTL  
DDA





# A City for the Future: Focusing on Innovation, Resiliency, Opportunity



**ddaftl.org**

Jenni Morejon, President & CEO

[jenni@ddaftl.org](mailto:jenni@ddaftl.org)

FTL  
DDA



# THURSDAY MORNING

**GREG CHAVARRIA**

City of Fort Lauderdale

**BEN ROGERS**

City of Fort Lauderdale

**DR. NANCY GASSMAN**

City of Fort Lauderdale

**JENNI MOREJON**

**Fort Lauderdale Downtown Development Authority (DDA)**



Presented by  
GoTriangle and  
the NC Railroad Company



# 2022 REGIONAL LEADERSHIP TOUR

to South Florida



Presented by  
GoTriangle and  
the NC Railroad Company

# RTA

REGIONAL  
**BUSINESS**  
LEADERSHIP